

Scaled data based on original data using  
LM-79-08 Approved Method: Electrical and Photometric Measurements of Solid-  
State Lighting Products

Test Report Prepared for  
Cooper Lighting Solutions  
(formerly Eaton)

Brand: McGRAW-EDISON

Report Number: P385946

Luminaire Tested: **GWC-SA1C-740-U-T2-HSS**

Issue Date: 3/3/2020

**Test Information**

Test Method: LM-79-08  
Report Number: P385946  
TEST IS SCALED FROM IESNA LM-79-08 TEST DATA (G2-1903-205-13)  
Test Lab: INNOVATION CENTER  
Issue Date: 3/3/2020  
Manufacturer: COOPER LIGHTING SOLUTIONS (FORMERLY EATON)  
Product Line: MCGRAW-EDISON  
Catalog Number: GWC-SA1C-740-U-T2-HSS  
Description: GALLEON WALL LUMINAIRE  
(1) 70 CRI, 4000K, 1050mA LIGHTSQUARE WITH 16 LEDS AND TYPE II OPTICS  
WITH HOUSE SIDE SHIELD  
Light Source: -  
Ballast/Driver: ELECTRONIC DRIVER

**Summary**

Lumens per Lamp: N/A  
Luminaire Lumens: 5374 lumens  
Efficiency: N/A  
Efficacy: 91.1 lumens/watt  
Luminous Opening: Rectangular (W 0.5' x L: 0.5' x H: 0')  
IES Classification: Type II - Medium  
BUG Rating: B0 - U0 - G2

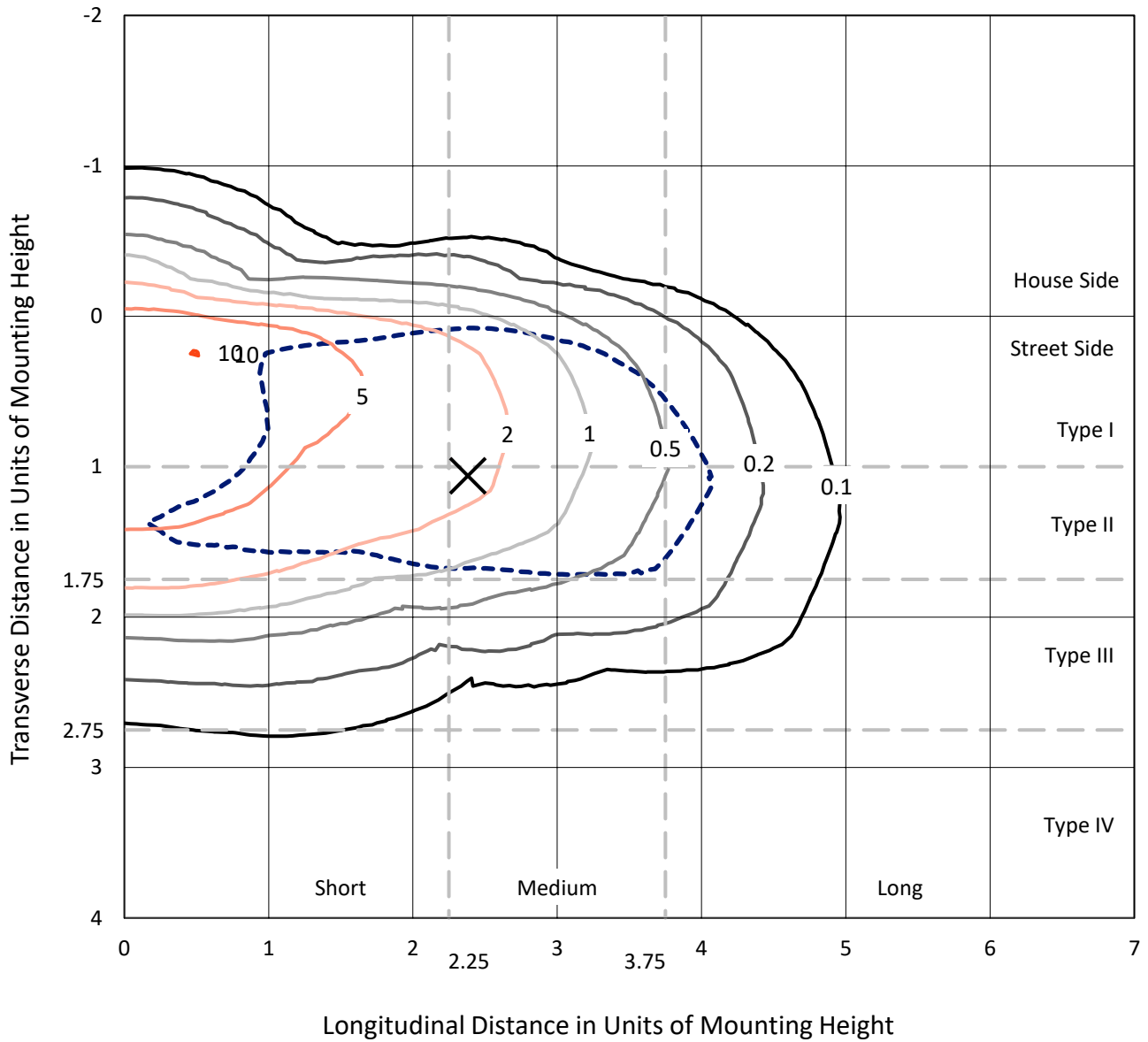
Input Watts (W): 59  
Input Voltage (V): NR  
Input Current (Ain): NR  
Voltage Rise (V): NR  
Power Factor: NR  
Total Harmonic Distortion (THDi): NR  
Frequency (hertz): 60  
Stabilization Time: NR  
Operation Time: NR  
Ambient Temperature (°C): NR  
Test Distance: 24 FT



REPORT NUMBER: P385946  
 CATALOG NUMBER: GWC-SA1C-740-U-T2-HSS

### Iso-Footcandle Lines of Horizontal Illumination

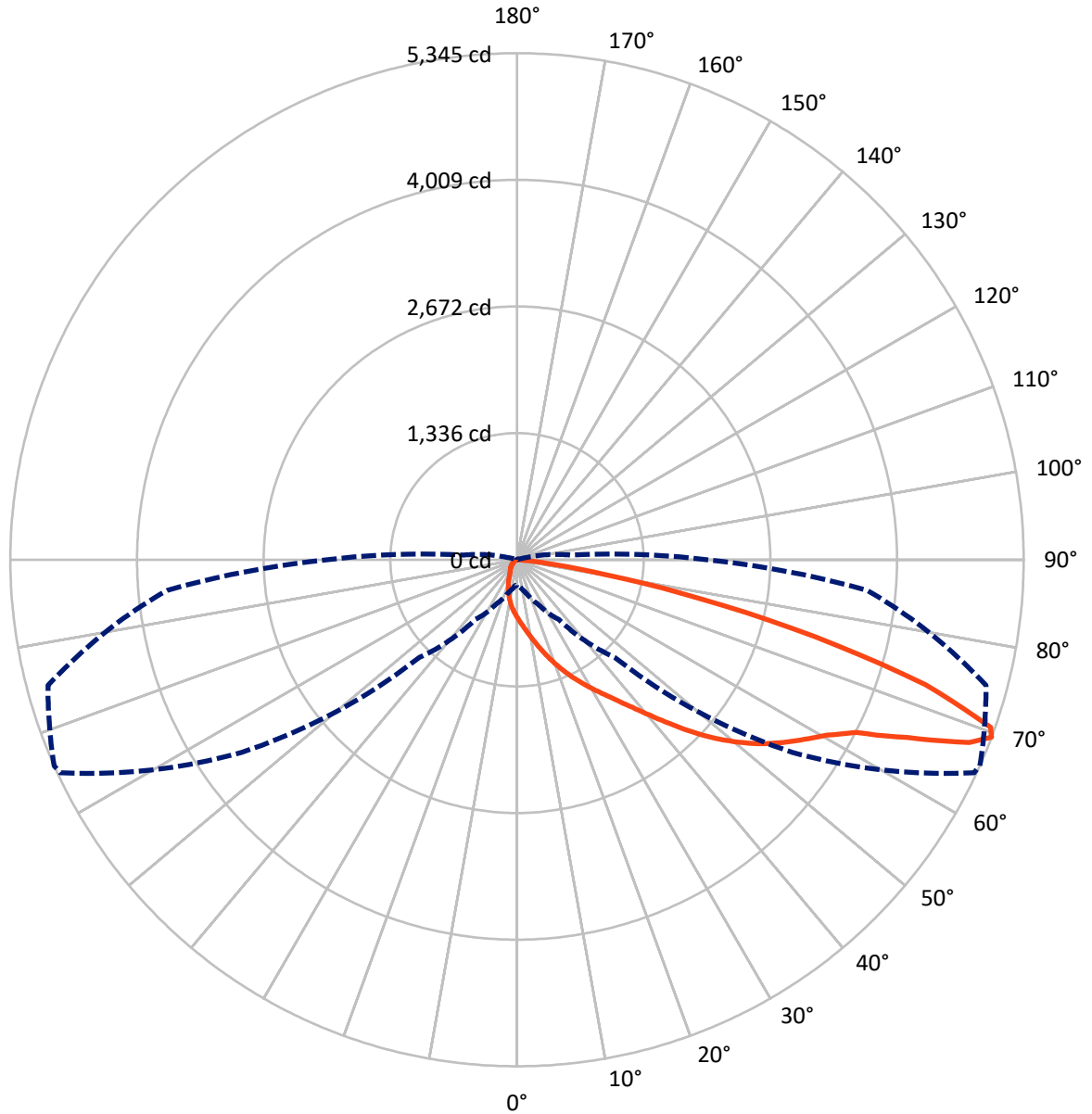
✕ Max cd  
 - - - 1/2 Max cd



Based on 10 foot mounting height. Maximum calculated value = 10.1 fc  
 Type II - Medium - N/A

REPORT NUMBER: P385946  
CATALOG NUMBER: GWC-SA1C-740-U-T2-HSS

### Luminous Intensity Polar Plot



— Vertical Plane Through 66-Deg Lateral    - - - Horizontal Cone Through 69-Deg Vertical

REPORT NUMBER: P385946

CATALOG NUMBER: GWC-SA1C-740-U-T2-HSS

**FLUX DISTRIBUTION:**

		Downward	Upward	Total
<b>House Side</b>	Lumens	322.4	0.0	322.4
	% Fixture	6.0	0.0	6.0
<b>Street Side</b>	Lumens	5051.6	0.0	5051.6
	% Fixture	94.0	0.0	94.0
<b>Total</b>	Lumens	5374.0	0.0	5374.0
	% Fixture	100.0	0.0	100.0

**ZONAL LUMENS:**

Zone	Lumens	% Fixture
0°-10°	59.1	1.1
10°-20°	175.9	3.3
20°-30°	306.4	5.7
30°-40°	537.5	10.0
40°-50°	899.8	16.7
50°-60°	1322.6	24.6
60°-70°	1358.0	25.3
70°-80°	670.4	12.5
80°-90°	44.3	0.8
90°-100°	0.0	0.0
100°-110°	0.0	0.0
110°-120°	0.0	0.0
120°-130°	0.0	0.0
130°-140°	0.0	0.0
140°-150°	0.0	0.0
150°-160°	0.0	0.0
160°-170°	0.0	0.0
170°-180°	0.0	0.0
0°-90°	5374.0	100.0
0°-180°	5374.0	100.0

**Coefficient of Utilization**



REPORT NUMBER: P385946

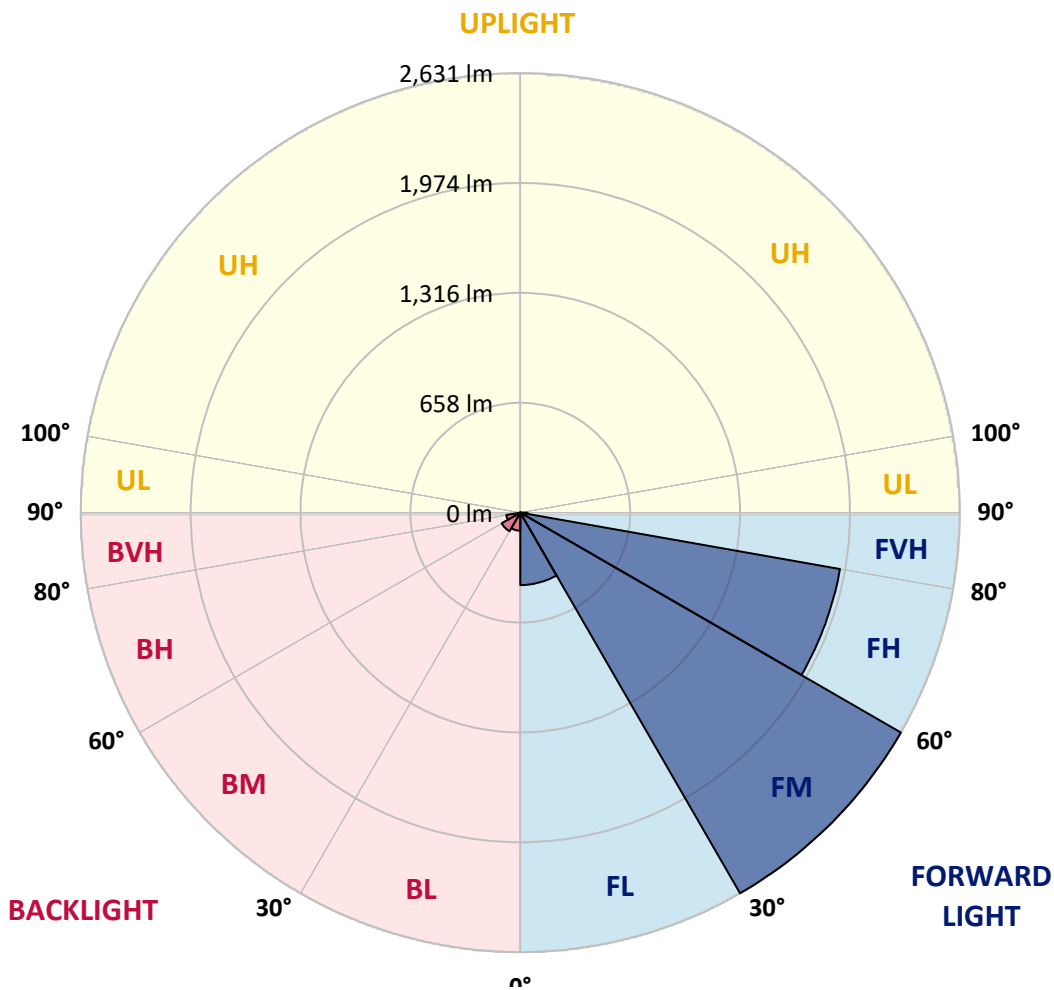
CATALOG NUMBER: GWC-SA1C-740-U-T2-HSS

**LUMINAIRE CLASSIFICATION SYSTEM LUMEN TABLE AND BUG RATING:**

Zone	Lumens	% Fixture	Zone Rating/Lumen Limit		
			B	U	G
FL (0°-30°)	433.6	8.1			
FM (30°-60°)	2631.4	49.0			
FH (60°-80°)	1943.4	36.2			G2/5000
FVH (80°-90°)	43.3	0.8			G1/100
BL (0°-30°)	107.8	2.0	B0/110		
BM (30°-60°)	128.5	2.4	B0/220		
BH (60°-80°)	85.0	1.6	B0/110		G0/110
BVH (80°-90°)	1.1	0.0			G0/10
UL (90°-100°)	0.0	0.0		U0/0	
UH (100°-180°)	0.0	0.0		U0/0	

**BUG Rating: B0-U0-G2**

Type II Medium





REPORT NUMBER: P385946

CATALOG NUMBER: GWC-SA1C-740-U-T2-HSS

**CANDELA DISTRIBUTION (FULL):**

	0°	5°	15°	25°	35°	45°	55°	65°	66°	75°	85°
0°	611.6	611.6	611.6	611.6	611.6	611.6	611.6	611.6	611.6	611.6	611.6
2.5°	719.8	716.7	715.5	709.8	700.2	692.7	678.5	661.9	658.8	642.7	623.1
5°	813.2	810.7	808.9	801.0	791.0	772.4	746.4	715.5	709.6	679.0	639.7
7.5°	878.3	882.9	882.9	877.8	865.3	851.3	819.4	777.2	769.8	722.9	661.9
10°	916.3	922.0	926.3	930.6	928.9	923.2	893.1	845.6	836.7	774.4	687.6
12.5°	919.9	925.5	937.8	955.9	973.5	986.3	967.4	921.5	911.2	834.2	718.3
15°	900.0	905.9	924.8	960.0	1002.6	1039.9	1046.0	1005.4	995.0	905.4	756.6
17.5°	865.3	869.1	896.2	944.9	1011.8	1080.2	1117.2	1095.5	1085.8	986.8	799.2
20°	839.5	842.3	866.1	918.4	1006.2	1105.5	1184.6	1191.3	1181.0	1074.1	845.4
22.5°	883.7	888.8	889.5	914.3	990.9	1118.0	1243.8	1285.4	1277.8	1166.7	890.8
25°	1004.4	1010.3	990.9	975.6	1003.9	1123.6	1294.6	1381.9	1375.8	1266.5	936.5
27.5°	1163.9	1170.1	1145.1	1099.4	1072.0	1144.8	1339.8	1479.9	1479.7	1372.2	985.8
30°	1320.7	1326.8	1301.3	1255.6	1192.8	1204.8	1378.9	1582.5	1584.1	1481.2	1038.1
32.5°	1485.0	1492.7	1466.4	1407.7	1342.1	1308.4	1433.7	1685.7	1694.3	1607.6	1097.1
35°	1671.9	1672.9	1635.9	1574.4	1498.8	1447.0	1521.8	1801.3	1822.0	1764.0	1171.9
37.5°	1855.2	1862.6	1832.2	1735.2	1665.8	1607.1	1652.7	1945.8	1975.1	1955.2	1269.6
40°	1990.9	2006.5	2002.2	1897.5	1831.7	1789.8	1815.3	2117.6	2154.8	2177.8	1392.9
42.5°	2076.2	2087.9	2107.9	2044.8	1985.1	1992.0	2007.3	2317.7	2363.6	2431.5	1534.6
45°	2174.0	2179.6	2196.2	2168.3	2128.0	2197.4	2211.0	2543.1	2591.3	2704.4	1691.8
47.5°	2293.4	2306.7	2311.3	2285.8	2267.4	2379.2	2407.3	2748.0	2815.7	2996.6	1858.2
50°	2445.5	2449.1	2457.0	2440.4	2422.1	2535.4	2583.4	2963.2	3024.7	3289.9	2022.3
52.5°	2594.4	2607.1	2634.7	2624.2	2616.8	2668.4	2740.4	3157.2	3225.8	3534.4	2186.2
55°	2637.2	2648.2	2743.4	2808.5	2868.8	2832.3	2890.4	3331.0	3405.3	3752.9	2344.0
57.5°	2466.0	2488.2	2653.1	2822.6	3072.4	3087.0	3096.7	3509.4	3576.0	3920.4	2508.1
60°	2033.1	2037.4	2308.0	2598.7	3038.7	3309.3	3397.9	3701.1	3757.0	4076.3	2704.6
62.5°	1293.1	1337.3	1634.1	2044.6	2682.4	3277.2	3762.1	3991.1	4011.5	4263.4	2986.4
65°	615.9	644.5	858.4	1263.2	1943.0	2865.4	4013.5	4515.6	4524.8	4634.3	3362.9
67.5°	341.0	354.8	456.6	680.0	1135.9	2026.4	3912.0	5136.9	5145.6	5013.1	3693.2
69°	266.7	278.5	358.6	512.5	770.1	1456.5	3540.1	5318.9	5344.7	5121.6	3705.0
70°	226.4	237.9	308.9	432.9	619.2	1125.4	3151.1	5273.7	5301.0	5111.4	3617.4
72.5°	138.6	145.2	205.7	304.8	415.0	566.1	1943.2	4460.0	4506.2	4688.7	3108.9
75°	93.4	97.0	128.6	210.3	296.9	291.5	1009.5	3143.7	3243.7	3647.3	2296.2
77.5°	66.9	70.2	86.3	136.0	208.0	192.5	457.2	1953.7	1975.1	2187.5	1252.3
80°	38.0	41.1	61.0	80.9	141.2	128.4	181.7	933.2	943.9	938.0	418.1
82.5°	19.9	22.5	33.4	53.3	90.6	84.0	75.6	312.4	314.0	261.1	91.6
85°	3.8	4.6	16.6	36.5	46.7	36.5	30.9	73.3	74.8	66.1	22.7
87.5°	0.0	0.3	6.6	8.2	9.2	9.4	10.0	14.3	15.3	20.7	6.1
90°	0.0	0.0	0.0	0.0	0.0	0.0	0.0	0.0	0.0	0.0	0.0



REPORT NUMBER: P385946  
 CATALOG NUMBER: GWC-SA1C-740-U-T2-HSS

**CANDELA DISTRIBUTION (continued):**

	90°	95°	105°	115°	125°	135°	145°	155°	165°	175°	180°
0°	611.6	611.6	611.6	611.6	611.6	611.6	611.6	611.6	611.6	611.6	611.6
2.5°	614.4	605.2	587.6	567.2	551.3	535.8	523.5	510.8	506.2	503.9	503.6
5°	620.5	601.1	563.8	525.6	494.2	464.6	443.4	423.2	413.8	409.4	407.6
7.5°	630.7	599.6	539.6	481.1	436.0	399.0	369.6	347.7	336.7	332.1	330.3
10°	642.7	597.5	511.3	434.2	376.5	338.2	309.1	287.4	275.4	270.3	267.8
12.5°	656.8	594.0	478.6	386.7	325.7	287.4	252.2	225.4	211.6	205.7	202.9
15°	674.1	590.4	444.4	342.0	281.0	234.3	195.8	177.7	174.8	173.8	174.1
17.5°	691.2	584.8	407.1	297.9	234.1	183.0	163.4	162.3	162.8	162.8	162.8
20°	706.5	572.0	366.5	260.1	189.4	154.4	150.3	148.6	147.3	146.3	145.0
22.5°	718.5	554.9	327.5	222.6	154.7	141.4	135.0	129.4	124.8	121.8	120.2
25°	726.7	532.2	291.8	186.6	139.1	128.6	117.2	107.7	100.6	96.2	94.4
27.5°	732.8	507.7	259.8	156.2	128.4	113.8	98.8	87.6	80.1	76.3	74.8
30°	737.2	479.9	231.8	137.3	116.4	98.3	82.2	71.2	65.9	63.8	62.8
32.5°	741.2	449.0	205.2	128.4	105.2	84.0	68.9	60.5	57.2	54.6	53.9
35°	751.5	420.4	180.0	118.9	93.7	71.7	59.2	53.1	49.8	48.2	47.7
37.5°	775.7	399.2	155.7	109.2	82.2	62.0	51.8	47.5	44.4	42.9	42.4
40°	814.8	388.5	135.3	98.8	71.0	54.6	47.0	42.9	39.6	37.3	36.8
42.5°	872.2	390.0	121.0	88.3	62.0	48.8	42.4	37.5	33.9	31.9	31.4
45°	941.9	401.3	111.0	78.1	54.6	44.2	37.3	32.2	28.8	27.1	26.5
47.5°	1017.4	419.4	102.9	68.9	48.8	39.8	32.2	26.8	24.0	22.5	22.2
50°	1097.1	437.0	94.4	60.0	43.6	35.5	27.1	22.2	19.9	18.6	18.1
52.5°	1177.7	457.4	86.8	51.8	39.3	30.4	22.5	18.1	16.3	15.3	14.8
55°	1264.5	472.7	79.4	45.4	35.0	25.8	18.6	15.1	13.5	12.3	12.0
57.5°	1366.6	496.5	71.7	39.3	29.9	21.4	15.3	12.0	10.7	9.4	9.2
60°	1504.4	524.3	63.6	34.7	24.5	17.6	12.5	9.7	8.2	7.1	6.9
62.5°	1686.2	555.2	53.3	30.4	19.9	14.3	10.0	7.7	5.9	4.6	4.6
65°	1916.7	605.5	43.6	25.5	16.3	11.7	7.7	5.6	3.3	2.0	2.0
67.5°	2051.2	614.1	35.2	20.9	13.3	10.0	6.4	3.8	1.0	0.3	0.0
69°	2008.0	563.8	29.9	17.9	11.5	9.4	5.9	2.8	0.5	0.0	0.0
70°	1926.9	515.6	26.3	15.8	10.5	8.9	5.6	2.0	0.5	0.0	0.0
72.5°	1592.2	367.0	19.9	11.7	7.7	7.9	5.1	1.3	0.5	0.0	0.0
75°	1159.9	223.1	14.3	8.2	4.8	5.9	3.6	0.5	0.3	0.0	0.0
77.5°	645.3	105.2	8.9	4.6	3.1	3.6	1.8	0.0	0.0	0.0	0.0
80°	209.6	28.6	4.1	2.6	1.8	2.0	0.8	0.0	0.0	0.0	0.0
82.5°	38.8	8.2	2.3	1.3	0.5	0.5	0.0	0.0	0.0	0.0	0.0
85°	8.4	3.3	1.3	0.5	0.0	0.0	0.0	0.0	0.0	0.0	0.0
87.5°	2.8	1.0	0.3	0.0	0.0	0.0	0.0	0.0	0.0	0.0	0.0
90°	0.0	0.0	0.0	0.0	0.0	0.0	0.0	0.0	0.0	0.0	0.0



Signify Classified - Internal  
Cooper Lighting Solutions Photometric Lab  
1121 Highway 74 South  
Peachtree City, GA 30269

Scaled Data Report



Report Generated By 670245982

Signify Classified - Internal  
Cooper Lighting Solutions Photometric Lab  
1121 Highway 74 South  
Peachtree City, GA 30269

Scaled Data Report



Signify Classified - Internal  
Cooper Lighting Solutions Photometric Lab  
1121 Highway 74 South  
Peachtree City, GA 30269

Scaled Data Report



Signify Classified - Internal  
Cooper Lighting Solutions Photometric Lab  
1121 Highway 74 South  
Peachtree City, GA 30269

Scaled Data Report





--- HS    — SS

Signify Classified - Internal  
Cooper Lighting Solutions Photometric Lab  
1121 Highway 74 South  
Peachtree City, GA 30269

Scaled Data Report



u

Signify Classified - Internal  
Cooper Lighting Solutions Photometric Lab  
1121 Highway 74 South  
Peachtree City, GA 30269

Scaled Data Report



Signify Classified - Internal  
Cooper Lighting Solutions Photometric Lab  
1121 Highway 74 South  
Peachtree City, GA 30269

Scaled Data Report



(END OF REPORT)